

February 8th, 2025


Historic 3-Gun
historic3gun.com
Set up: 8am
Match: 9am



Round Count:

133+ Pistol
30+ Rifle
27+ Shotgun

OPSA H3G — FEB 2025 - STAGE 1 BAY 3



Round Count: 21 Pistol, 7 Rifle, 6 Shotgun

Start: Position 1 or 3 with hands on hat.
Signal ready by saying, “**Wretched slugs!**”

ATB: Stage may be shot in any order.

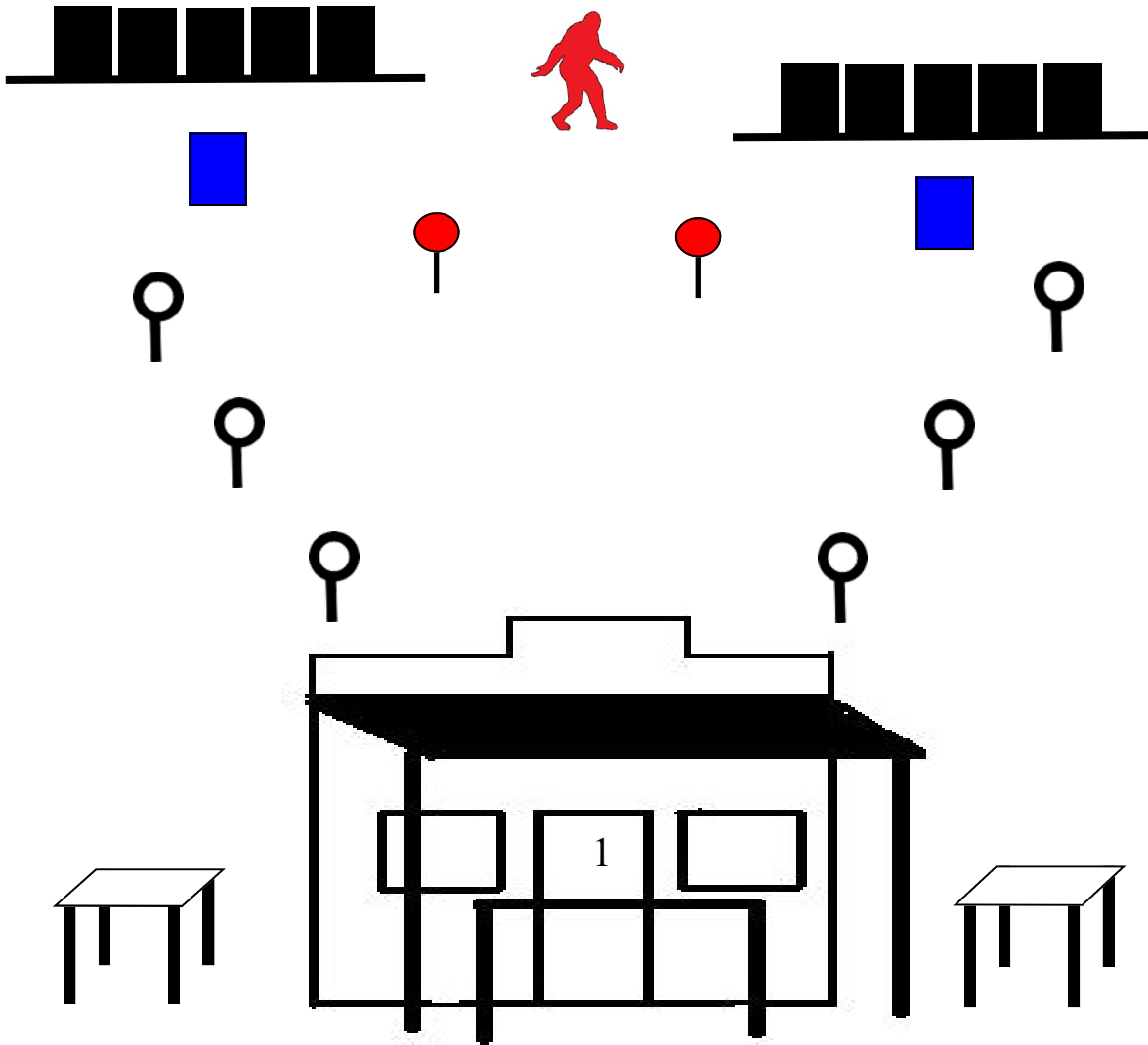
Position 1: With rifle, hit 5 plate rack targets and double-tap the ‘squatch for 7 total rounds.

Position 2: With pistol, alternate on 2 poppers for 5 rounds, and double-tap the ‘squatch for 7 total rounds.

With shotgun, hit 6 knock-down targets for 6 rounds.

Position 3: With pistol, hit 5 plate rack and 5 dueling tree targets, and get 4 hits on the squatch for 14 total rounds.

OPSA H3G — FEB 2025 - STAGE 2 BAY 3



Round Count: 14 Pistol, 7 Rifle, 7 Shotgun

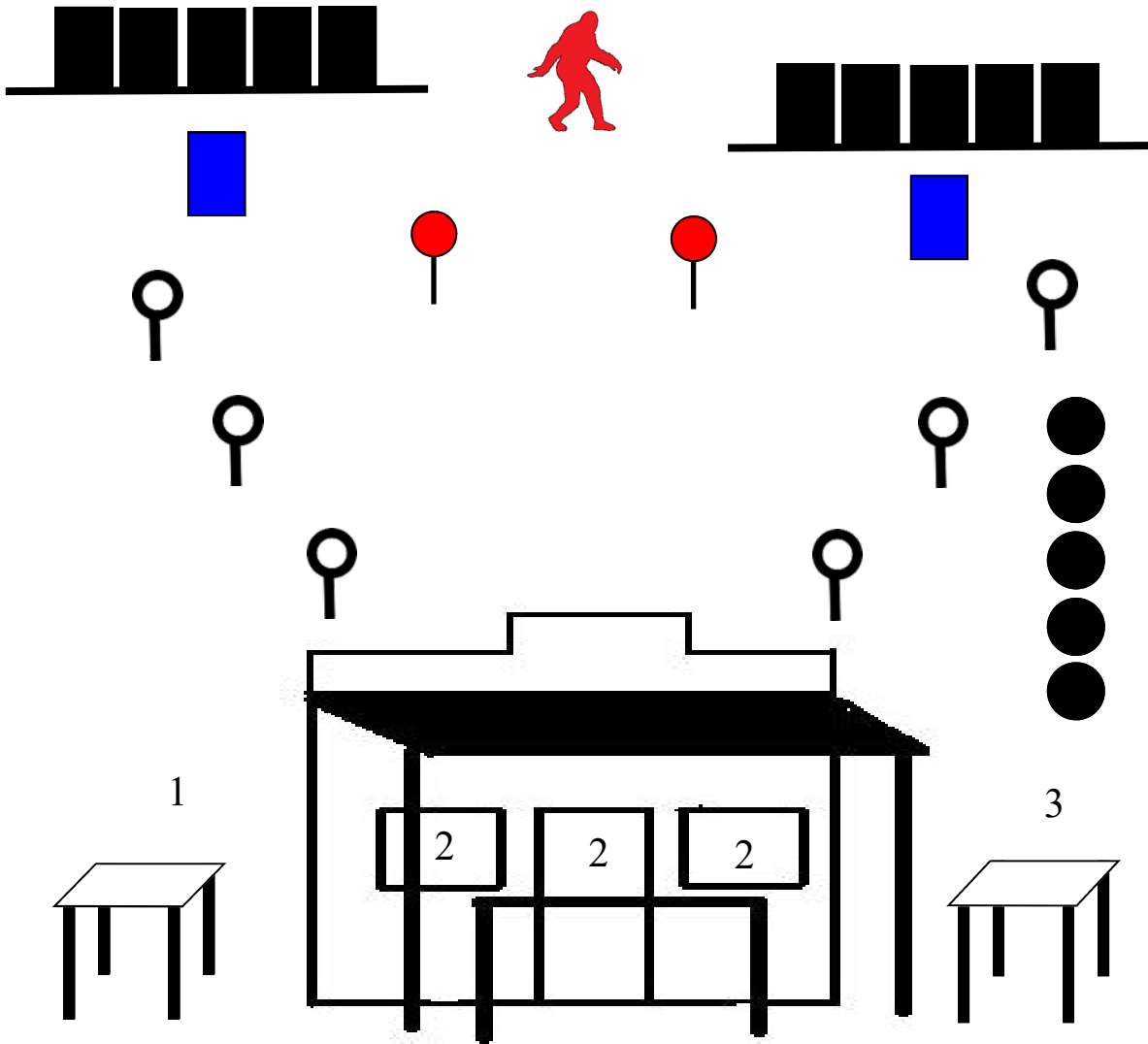
Start: Position 1 with hand(s) on any staged or holstered firearm.
Signal ready by saying, “Tell you what I’m suffering... from a hangover.”

ATB:

Using all 3 firearms in any combination (7 rounds from each), hit each target once for a total of 21 rounds.

Then, with pistol, hit the middle 2 poppers and the squatch (3 red targets) at least once each and with no double-taps for 7 total rounds.

OPSA H3G – FEB 2025 - STAGE 3 BAY 3



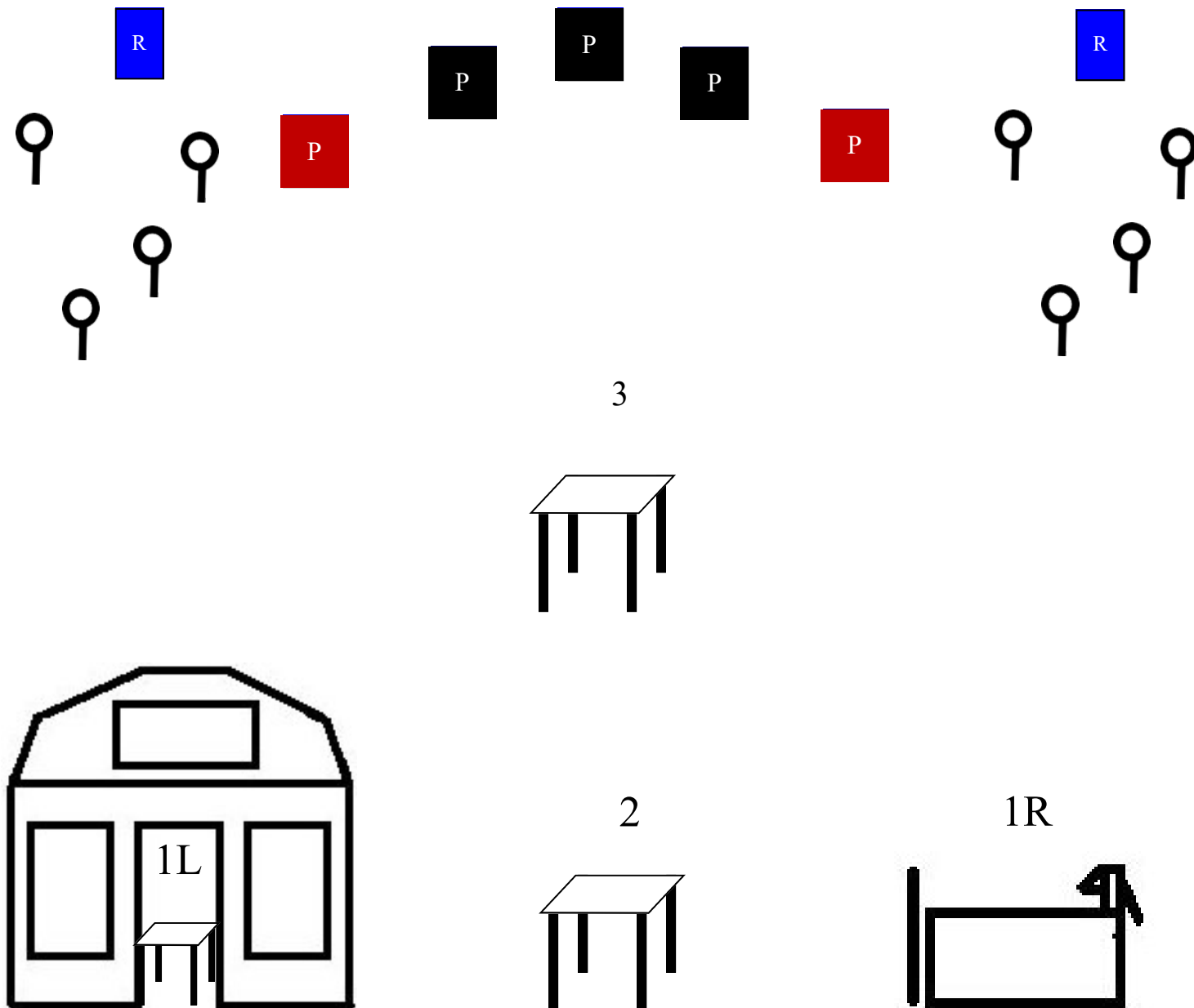
Round Count: 28 Pistol

Start: Anywhere with pistol in hand.
Signal ready by saying, “Hey Professor, catch this.”

ATB:

Firing at least 1 magazine from each position, hit each target at least once for 28 rounds.
Note: Position 2 is any opening on the building

OPSA H3G – FEB 2025 - STAGE 4 BAY 4



Round Count: 21 Pistol, 7 Rifle, 6 Shotgun

Start: Position 1L/R ATR. Shotgun at 1L/R, rifle vertical at position 2, pistol holstered. Signal ready by asking, “**When will then be now?**”

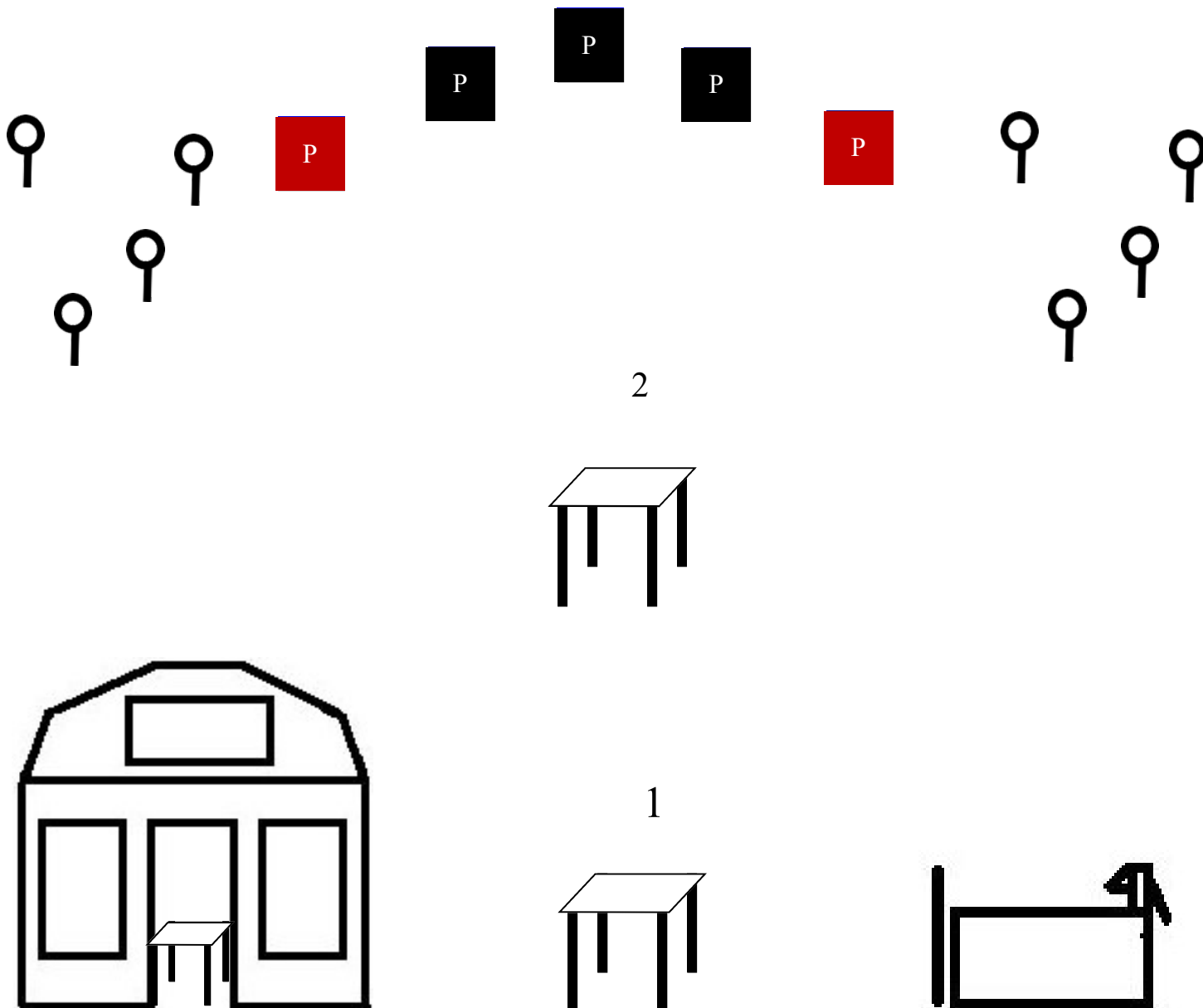
ATB:

Positions 1L & 1R: With shotgun, hit any 6 KDs.

Position 2: With rifle, alternate on 2 R targets for 7 rounds. Make rifle safe vertically or take it with you to position 3.

Position 3: With pistol, hit 5 P targets at least 3 times each with no double-taps for 21 total hits.

OPSA H3G — FEB 2025 - STAGE 5 BAY 4



Round Count: 28 Pistol, 8 Shotgun

Start: Position 1 hand on holstered pistol and shotgun staged anywhere.
Signal ready by saying, “**There is only one man who would dare give me the raspberry!**”

ATB:

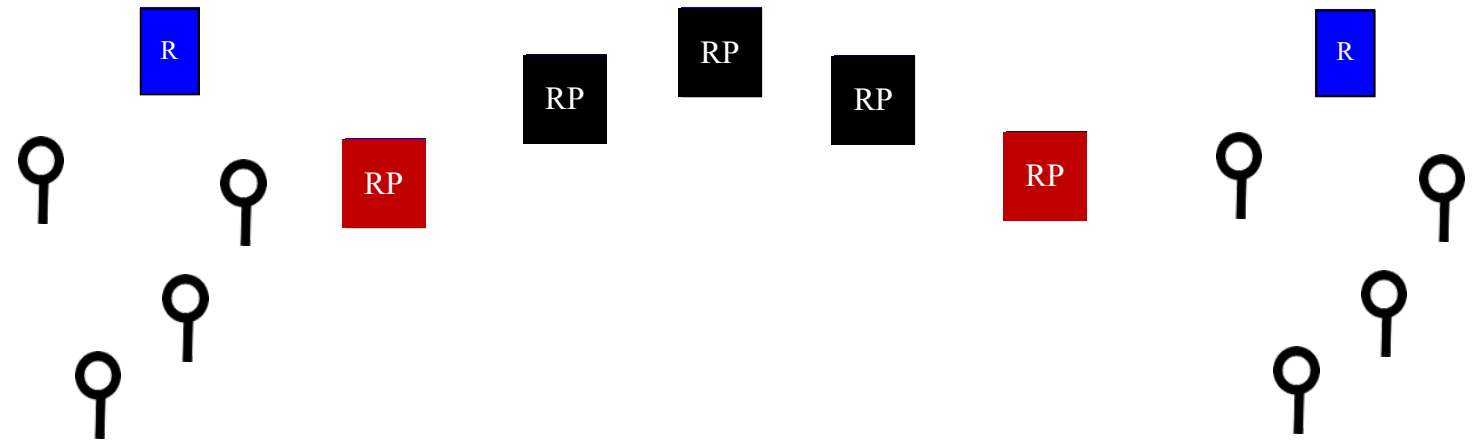
Position 1: With pistol, double-tap outside (red) targets and single-tap inside (black) targets for 7 rounds. Repeat instructions for a total of 14 rounds.

Position 2: Repeat pistol instructions for 14 more rounds.

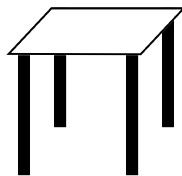
Any Position: With Shotgun, hit 8 KDs.

Note: All 5 targets must be used on each 7-round pistol sequence.


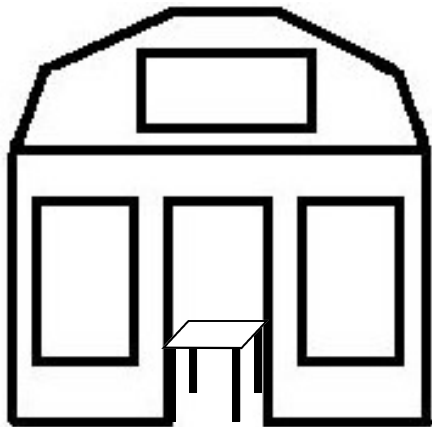
OPSA H3G – FEB 2025 - STAGE 6 BAY 4



2



1



Round Count: 21 Pistol, 9 Rifle

Start: Position 1 rifle in hand and pistol holstered.
Signal ready by stating, “**Pizza is gonna send out for YOU.**”

ATB:

Position 1: With rifle, hit 2 R targets, 2 KDs (1 from each side), and 5 RP targets for 9 total rounds. Make rifle safe vertically at position 1, or safely restage it at position 2.

Position 2: With pistol, hit 1 KD from each side and 5 RP targets for 7 rounds. Repeat instructions 2 more times for a total of 21 rounds.